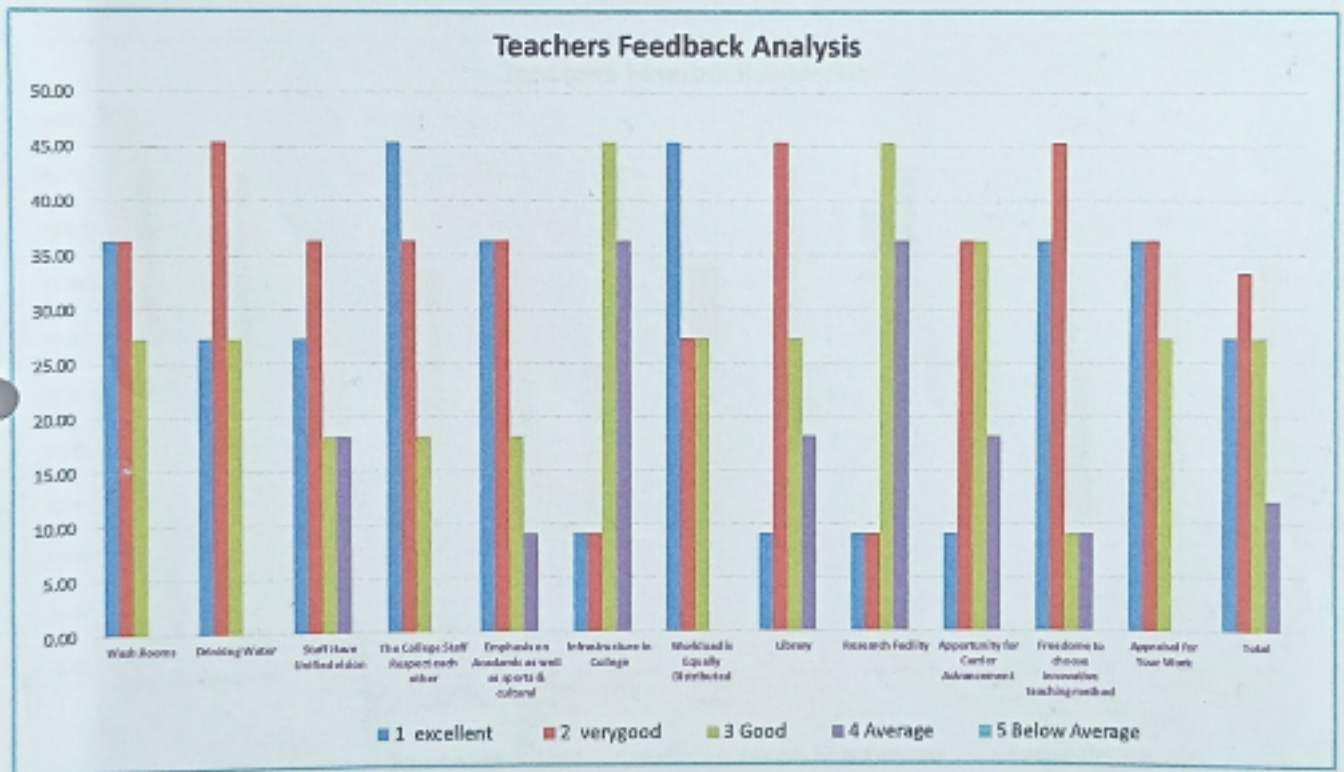


# TEACHERS FEEDBACK ANALYSIS

Questionnaire no. 1

session	2016-17
---------	---------

S. no	parameters	Wash Rooms	Drinking Water	Staff Have Unified vision	The College Staff Respect each other	Emphasis on Academic as well as sports & cultural	Infrastructure in College	Workload is Equally Distributed	Library	Research Facility	Apporunity for Carrier Advancement	Freedome to choose innovative teaching method	Appraisal for Your Work	Total
1	excellent	4	3	3	5	4	1	5	1	1	1	4	4	36
2	verygood	4	5	4	4	4	1	3	5	1	4	5	4	44
3	Good	3	3	2	2	2	5	3	3	5	4	1	3	36
4	Average	0	0	2	0	1	4	0	2	4	2	1	0	16
5	Below Average	0	0	0	0	0	0	0	0	0	0	0	0	0
percentage														
S. no	parameters	Wash Rooms	Drinking Water	Staff Have Unified vision	The College Staff Respect each other	Emphasis on Academic as well as sports & cultural	Infrastructure in College	Workload is Equally Distributed	Library	Research Facility	Apporunity for Carrier Advancement	Freedome to choose innovative teaching method	Appraisal for Your Work	Total
1	excellent	36.36	27.27	27.27	45.45	36.36	9.09	45.45	9.09	9.09	9.09	36.36	36.36	27.27
2	verygood	36.36	45.45	36.36	36.36	36.36	9.09	27.27	45.45	9.09	36.36	45.45	36.36	33.33
3	Good	27.27	27.27	18.18	18.18	18.18	45.45	27.27	27.27	45.45	36.36	9.09	27.27	27.27
4	Average	0.00	0.00	18.18	0.00	9.09	36.36	0.00	18.18	36.36	18.18	9.09	0.00	12.12
5	Below Average	0.00	0.00	0.00	0.00	0.00	0.00	0.00	0.00	0.00	0.00	0.00	0.00	0.00



Feedback analysis was done and it was found that all the Teachers are satisfied, necessary Action was taken for quality improvement based on suggestions received from feedback.

*[Handwritten Signature]*



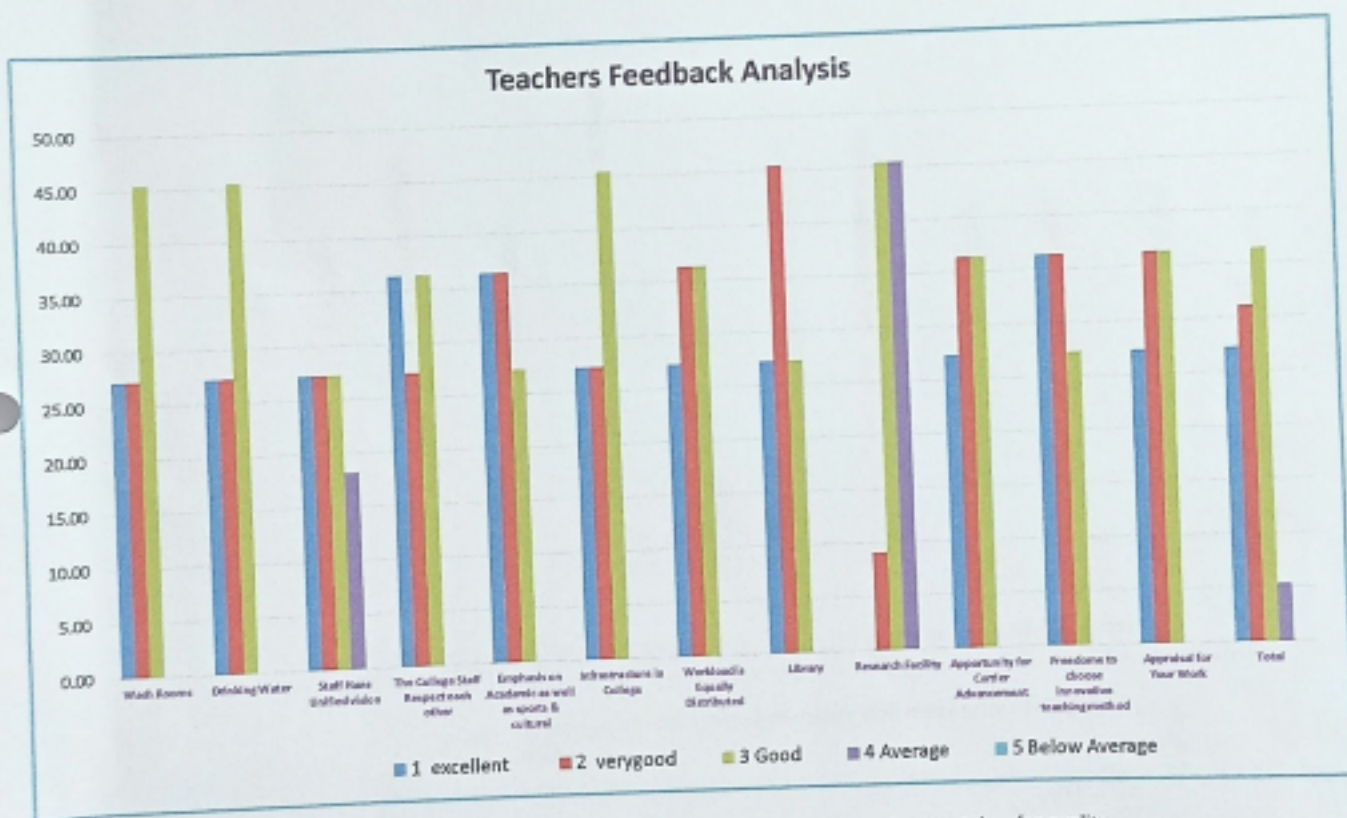
*[Handwritten Signature]*  
**PRINCIPAL**  
 GOVT. NAVEEN GIRLS COLLEGE  
 BATKUTHPUR, KOREA (CG)

# TEACHERS FEEDBACK ANALYSIS

Questionnaire no. 1

session 2017-18

s. no	parameters	Wash Rooms	Drinking Water	Staff Have Unified vision	The College Staff Respect each other	Emphasis on Academic as well as sports & cultural	Infrastructure in College	Workload is Equally Distributed	Library	Research Facility	Apportunity for Carrier Advancement	Freedom to choose innovative teaching method	Appraisal for Your Work	Total
1	excellent	3	3	3	4	4	3	3	3	0	3	4	3	36
2	verygood	3	3	3	3	4	3	4	5	1	4	4	4	41
3	Good	5	5	3	4	3	5	4	3	5	4	3	4	48
4	Average	0	0	2	0	0	0	0	0	5	0	0	0	7
5	Below Average	0	0	0	0	0	0	0	0	0	0	0	0	0
	percentage													
s. no	parameters	Wash Rooms	Drinking Water	Staff Have Unified vision	The College Staff Respect each other	Emphasis on Academic as well as sports & cultural	Infrastructure in College	Workload is Equally Distributed	Library	Research Facility	Apportunity for Carrier Advancement	Freedom to choose innovative teaching method	Appraisal for Your Work	Total
1	excellent	27.27	27.27	27.27	36.36	36.36	27.27	27.27	27.27	0.00	27.27	36.36	27.27	27.27
2	verygood	27.27	27.27	27.27	27.27	36.36	27.27	36.36	45.45	9.09	36.36	36.36	36.36	31.06
3	Good	45.45	45.45	27.27	36.36	27.27	45.45	36.36	27.27	45.45	36.36	27.27	36.36	36.36
4	Average	0.00	0.00	18.18	0.00	0.00	0.00	0.00	0.00	45.45	0.00	0.00	0.00	5.30
5	Below Average	0.00	0.00	0.00	0.00	0.00	0.00	0.00	0.00	0.00	0.00	0.00	0.00	0.00



Feedback analysis was done and it was found that all the Teachers are satisfied, necessary Action was taken for quality improvement based on suggestions received from feedback.

*[Handwritten signature]*

*[Handwritten signature]*



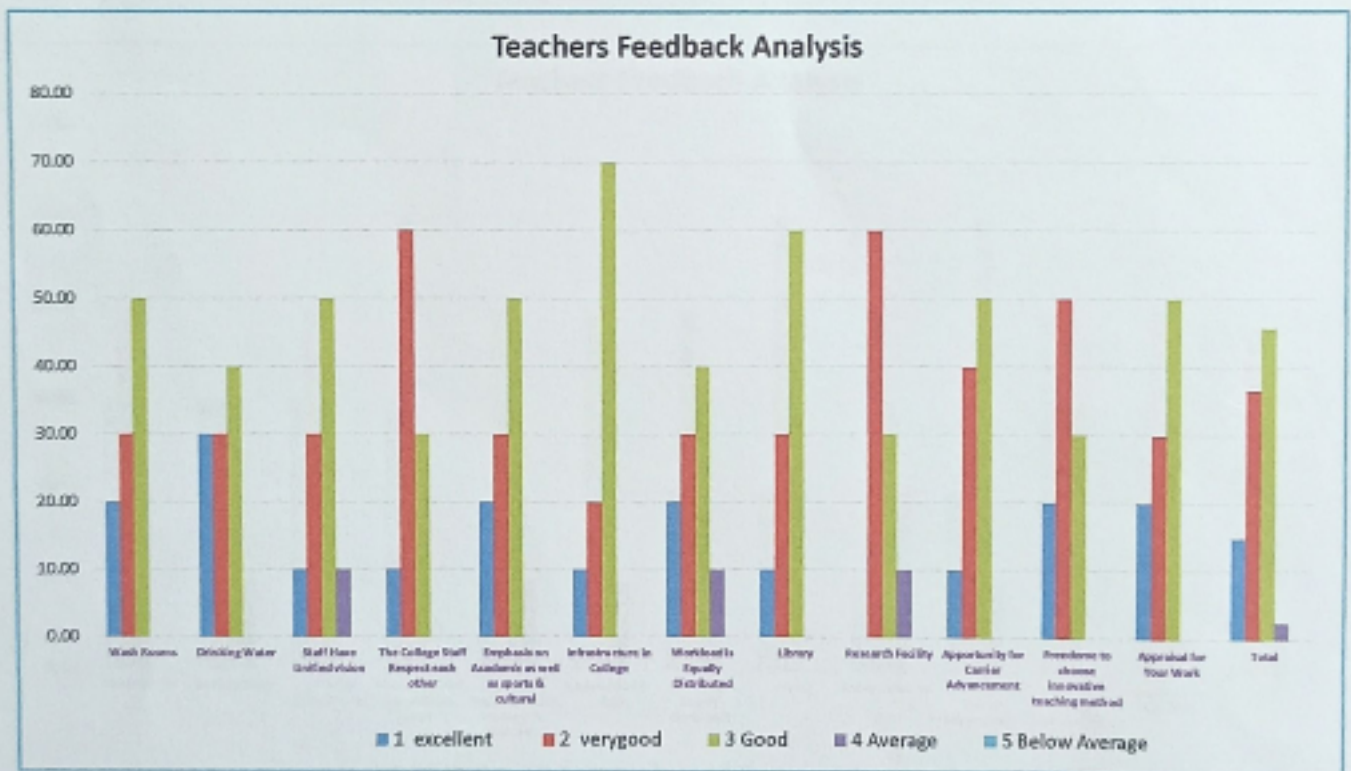
*[Handwritten signature]*  
**PRINCIPAL**  
 GOVT. NAVEEN GIRLS COLLEGE  
 BAIKUNTHUR, KOREA (C.G.)

# TEACHERS FEEDBACK ANALYSIS

Questionnaire no. 1

session	2018-19
---------	---------

S. no	parameters	Wash Rooms	Drinking Water	Staff Have Unified vision	The College Staff Respect each other	Emphasis on Academic as well as sports & cultural	Infrastructure in College	Workload is Equally Distributed	Library	Research Facility	Apportunity for Carrier Advancement	Freedom to choose innovative teaching method	Appraisal for Your Work	Total
1	excellent	2	3	1	1	2	1	2	1	0	1	2	2	18
2	verygood	3	3	3	6	3	2	3	3	6	4	5	3	44
3	Good	5	4	5	3	5	7	4	6	3	5	3	5	55
4	Average	0	0	1	0	0	0	1	0	1	0	0	0	3
5	Below Average	0	0	0	0	0	0	0	0	0	0	0	0	0
percentage														
S. no	parameters	Wash Rooms	Drinking Water	Staff Have Unified vision	The College Staff Respect each other	Emphasis on Academic as well as sports & cultural	Infrastructure in College	Workload is Equally Distributed	Library	Research Facility	Apportunity for Carrier Advancement	Freedom to choose innovative teaching method	Appraisal for Your Work	Total
1	excellent	20.00	30.00	10.00	10.00	20.00	10.00	20.00	10.00	0.00	10.00	20.00	20.00	15.00
2	verygood	30.00	30.00	30.00	60.00	30.00	20.00	30.00	30.00	60.00	40.00	50.00	30.00	36.67
3	Good	50.00	40.00	50.00	30.00	50.00	70.00	40.00	60.00	30.00	50.00	30.00	50.00	45.83
4	Average	0.00	0.00	10.00	0.00	0.00	0.00	10.00	0.00	10.00	0.00	0.00	0.00	2.50
5	Below Average	0.00	0.00	0.00	0.00	0.00	0.00	0.00	0.00	0.00	0.00	0.00	0.00	0.00



Feedback analysis was done and it was found that all the Teachers are satisfied, necessary Action was taken for quality improvement based on suggestions received from feedback.



*(Handwritten signature)*

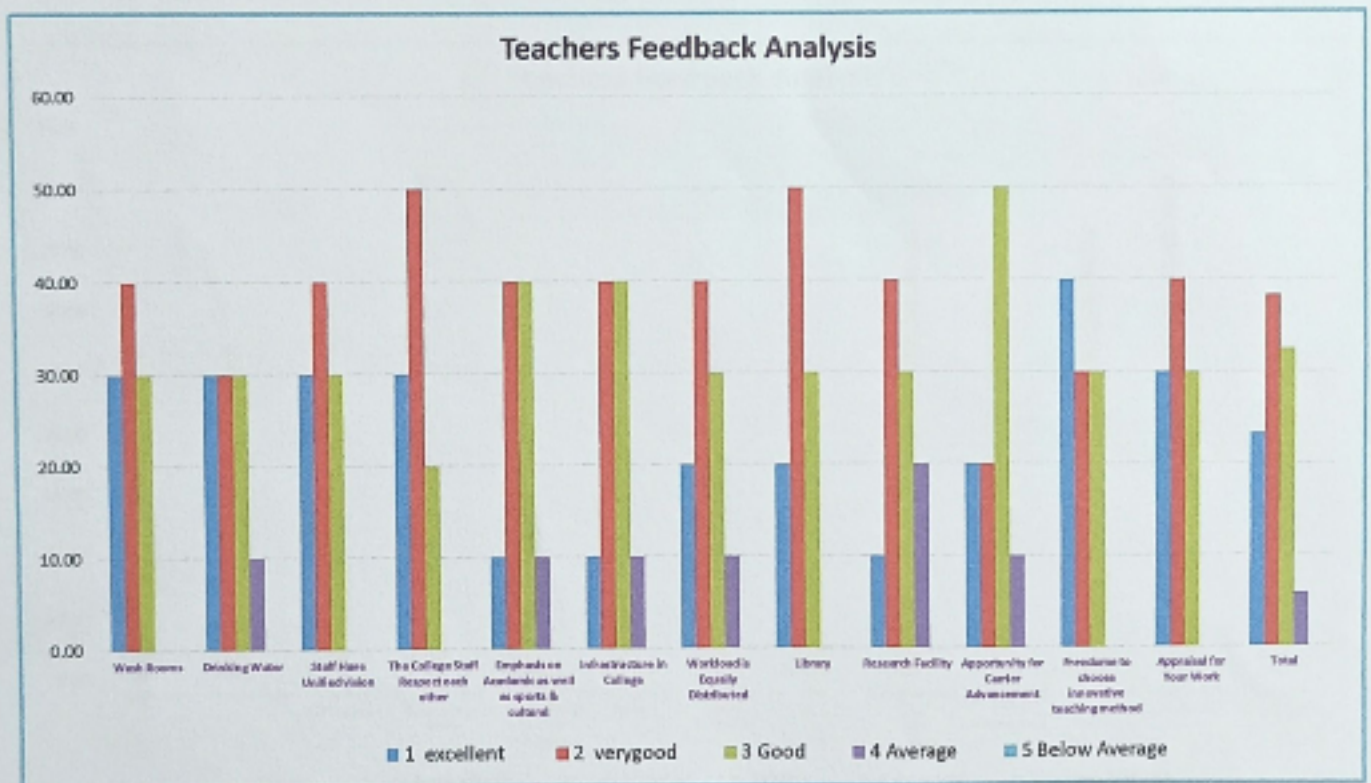
*(Handwritten signature)*  
 PRINCIPAL  
 GOVT. NAVEEN GIRLS COLLEGE  
 BAIKUNTHPUR, KOREA (C.G.)

# TEACHERS FEEDBACK ANALYSIS

Questionnaire no. 1

session	2019-20
---------	---------

S. no	parameters	Wash Rooms	Drinking Water	Staff Have Unified vision	The College Staff Respect each other	Emphasis on Academic as well as sports & cultural	Infrastructure in College	Workload is Equally Distributed	Library	Research Facility	Apporunity for Carrier Advancement	Freedom to choose innovative teaching method	Appraisal for Your Work	Total
1	excellent	3	3	3	3	1	1	2	2	1	2	4	3	28
2	verygood	4	3	4	5	4	4	4	5	4	2	3	4	46
3	Good	3	3	3	2	4	4	3	3	3	5	3	3	39
4	Average	0	1	0	0	1	1	1	0	2	1	0	0	7
5	Below Average	0	0	0	0	0	0	0	0	0	0	0	0	0
percentage														
S. no	parameters	Wash Rooms	Drinking Water	Staff Have Unified vision	The College Staff Respect each other	Emphasis on Academic as well as sports & cultural	Infrastructure in College	Workload is Equally Distributed	Library	Research Facility	Apporunity for Carrier Advancement	Freedom to choose innovative teaching method	Appraisal for Your Work	Total
1	excellent	30.00	30.00	30.00	30.00	10.00	10.00	20.00	20.00	10.00	20.00	40.00	30.00	23.33
2	verygood	40.00	30.00	40.00	50.00	40.00	40.00	40.00	50.00	40.00	20.00	30.00	40.00	38.33
3	Good	30.00	30.00	30.00	20.00	40.00	40.00	30.00	30.00	30.00	50.00	30.00	30.00	32.50
4	Average	0.00	10.00	0.00	0.00	10.00	10.00	10.00	0.00	20.00	10.00	0.00	0.00	5.83
5	Below Average	0.00	0.00	0.00	0.00	0.00	0.00	0.00	0.00	0.00	0.00	0.00	0.00	0.00



Feedback analysis was done and it was found that all the Teachers are satisfied, necessary Action was taken for quality improvement based on suggestions received from feedback.



*(Handwritten signature)*

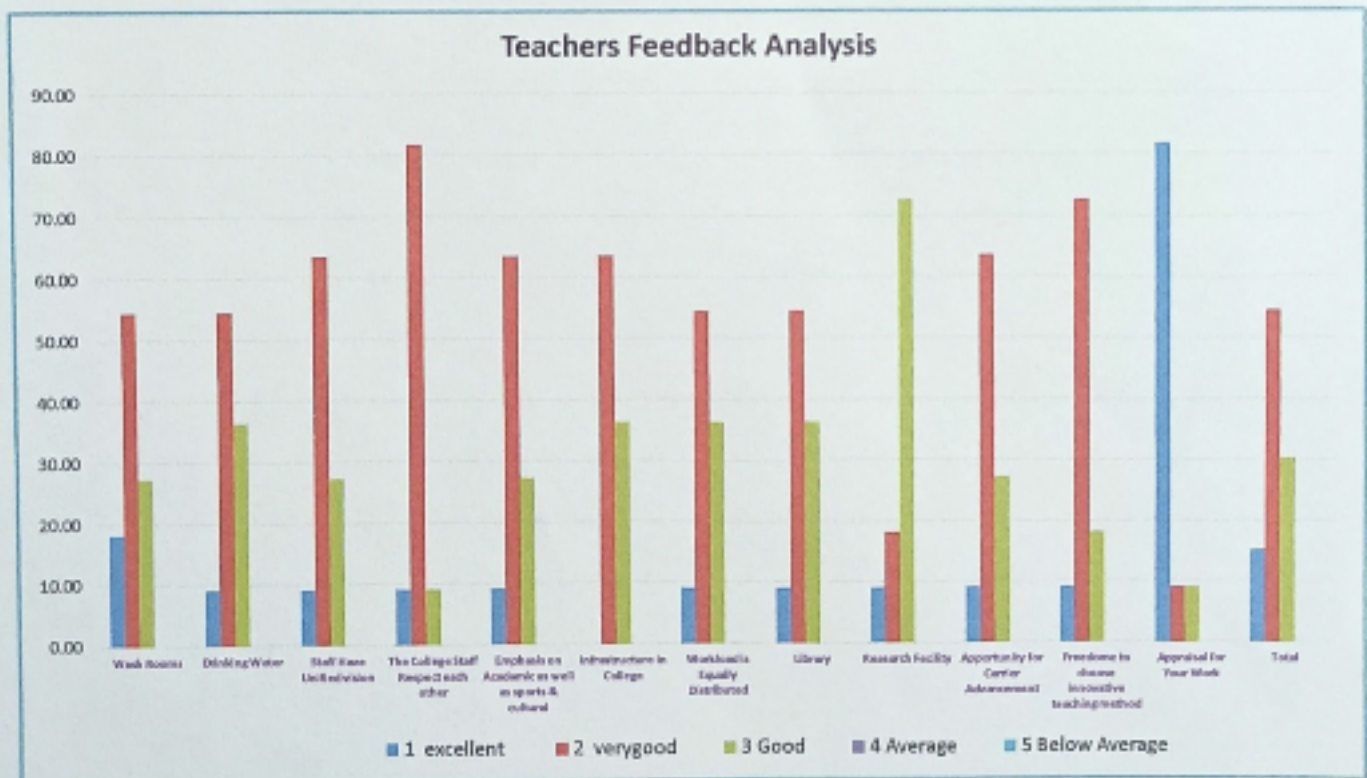
*(Handwritten signature)*  
 PRINCIPAL  
 GOVT. NAVEEN GIRLS COLLEGE  
 BAIKUNTHPUR, KOREA (CG)

# TEACHERS FEEDBACK ANALYSIS

Questionnaire no. 1

session	2020-21
---------	---------

S. no	parameters	Wash Rooms	Drinking Water	Staff Have Unified vision	The College Staff Respect each other	Emphasis on Academic as well as sports & cultural	Infrastructure in College	Workload is Equally Distributed	Library	Research Facility	Appportunity for Carrier Advancement	Freedom to choose innovative teaching method	Appraisal for Your Work	Total
1	excellent	2	1	1	1	1	0	1	1	1	1	1	9	20
2	verygood	6	6	7	9	7	7	6	6	2	7	8	1	72
3	Good	3	4	3	1	3	4	4	4	8	3	2	1	40
4	Average	0	0	0	0	0	0	0	0	0	0	0	0	0
5	Below Average	0	0	0	0	0	0	0	0	0	0	0	0	0
	percentage													
S. no	parameters	Wash Rooms	Drinking Water	Staff Have Unified vision	The College Staff Respect each other	Emphasis on Academic as well as sports & cultural	Infrastructure in College	Workload is Equally Distributed	Library	Research Facility	Appportunity for Carrier Advancement	Freedom to choose innovative teaching method	Appraisal for Your Work	Total
1	excellent	18.18	9.09	9.09	9.09	9.09	0.00	9.09	9.09	9.09	9.09	9.09	81.82	15.15
2	verygood	54.55	54.55	63.64	81.82	63.64	63.64	54.55	54.55	18.18	63.64	72.73	9.09	54.55
3	Good	27.27	36.36	27.27	9.09	27.27	36.36	36.36	36.36	72.73	27.27	18.18	9.09	30.30
4	Average	0.00	0.00	0.00	0.00	0.00	0.00	0.00	0.00	0.00	0.00	0.00	0.00	0.00
5	Below Average	0.00	0.00	0.00	0.00	0.00	0.00	0.00	0.00	0.00	0.00	0.00	0.00	0.00



Feedback analysis was done and it was found that all the Teachers are satisfied, necessary Action was taken for quality Improvement based on suggestions received from feedback.



*(Handwritten Signature)*

*(Handwritten Signature)*  
 PRINCIPAL  
 GOVT. NANDED GIRLS COLLEGE  
 BARKUNTHPUR, KOREA (C.G.)